NQD-FZ3-PLUS52

BASE PLATE- **FE-07** (FERRIS BASEPLATE)

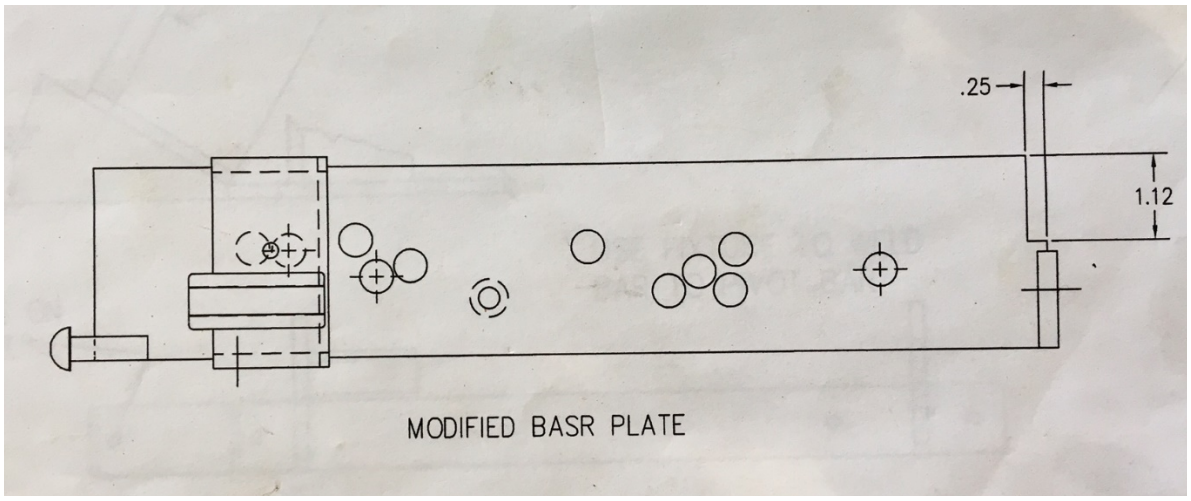


DOOR BAR- **(FE-37)** FERRIS DOOR BAR

HANDLE PIVOT- **(NQD-149) + FE-36 HANDLE EXTENSION (WITH NQD-093 MOUNTED)**

HANDLE- **(NQD-092)** STANDARD

DOOR- **NQD-FPLUS-52/NQD-FZ-PLUS72**

CENTER DEFLECTOR- **(NQD-100)** STANDARD

HARDWARE KIT- **A** CONTENTS:

(**4**) 1/4-20 X 7/8 SOCKET HEAD BOLT
(**4**) 1/4-20 GR 8 NUTS
(**2**) 5/16-18 X 1 GR 5 HEX HEAD BOLT
(**4**) 5/16 SAE or 1/4 USS WASHER
(**2**) 5/16-18 NYLOC NUT
(**1**) NQD-097-SPRING
(**1**) SPRING PULLER

| REV. A | BY:HRS | DATE: 02-28-2018 |
|---|---|---|

STEP 1 POSITION QWIKCHUTE ON DECK OF MOWER WITH QWIKCHUTE DOOR CLOSED AND BASE PLATE FLAT ON MOWER DECK AND QWIKCHUTE DOOR TIGHT AGAINST MOWER DISCHARGE FACE

STEP 2 MARK QWIKCHUTE MOUNTING HOLES ON DECK REMOVE QWIKCHUTE AND CENTER PUNCH MARKED HOLE LOCATION. THEN DRILL 3/8' DIAMETER THROUGH TOP OF DECK. INSTALL QWIKCHUTE ON DECK USING SUPPLIED 5/16 X 1" BOLTS AND NUTS AND WASHERS , DOOR TO BE TIGHT TO DISCHARGE FACE WHEN TIGHTENING BOLTS

STEP 3 INSTALL SPRING (SEE SPRING INSTALLATION SHEET)

STEP 4 INSTALL HANDLE

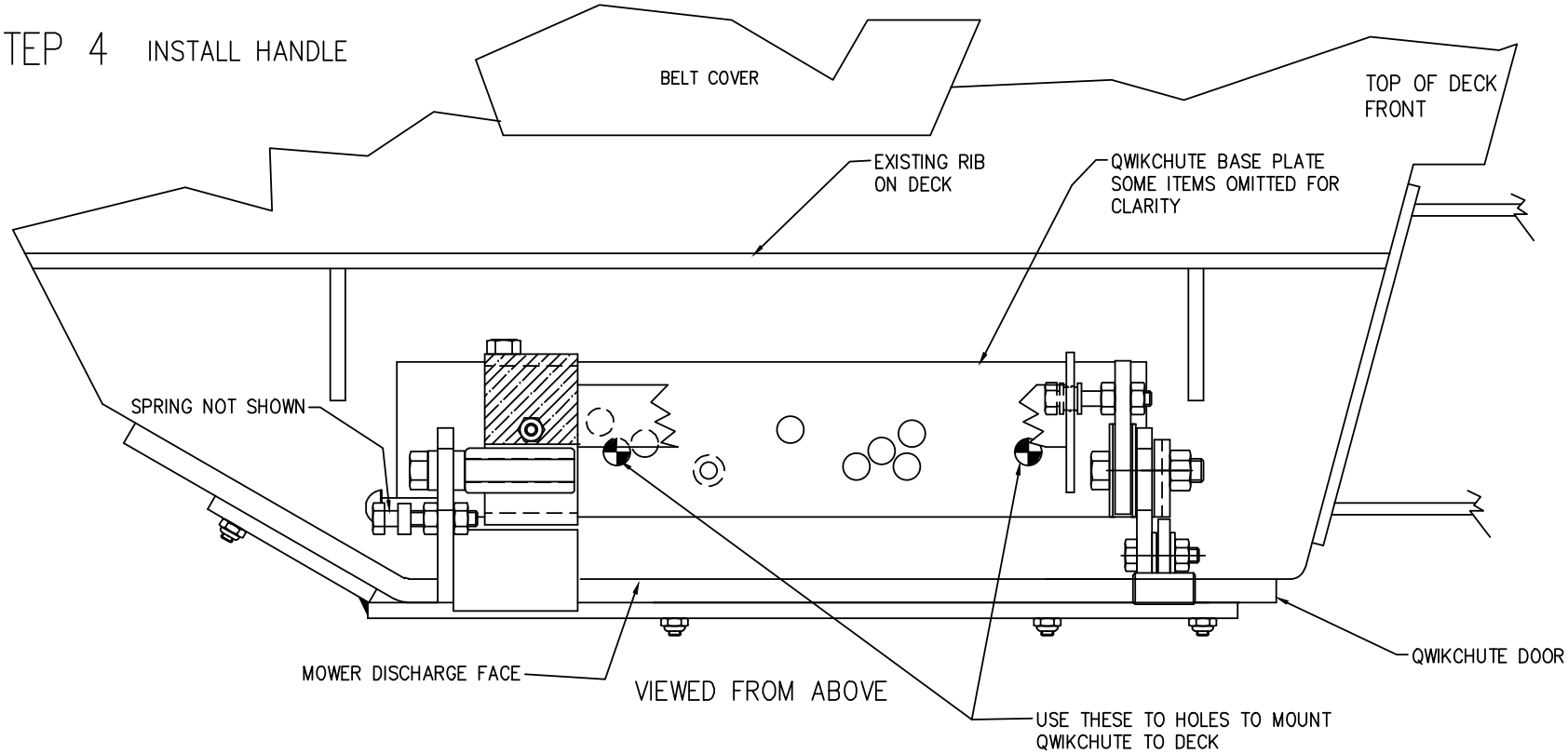


# QWIKCHUTE INSTALLATION NQD-FSICD52/NQD-F700-52

## 52" FERRIS/SNAPPER PRO ICD DECK

DATE: 04-16-2010
REV. A 02-28-2018

| X | X |
|---|---|
| NQD-F700-52 | NQD-F700-52 |
| NQD-FSICD52 | NQD-FSICD52 |
| NEXT ASSY | FINAL ASSY |

| | |
|---|---|
| DWG. | FE-10 |
| FILE: | FE10.DWG |

NQD–097

# SPRING INSTALLATION QWIKCHUTE NQD MODEL

STEP 2 LOOP FINGERS OVER SCREWDRIVER BLADE AND LIFT SPRING ON TO SPRING BOLT
CAUTION ––DO NOT OVER STRECH SPRING
DISCARD WIRE LOOP AFTER SPRING IS CONNECTED

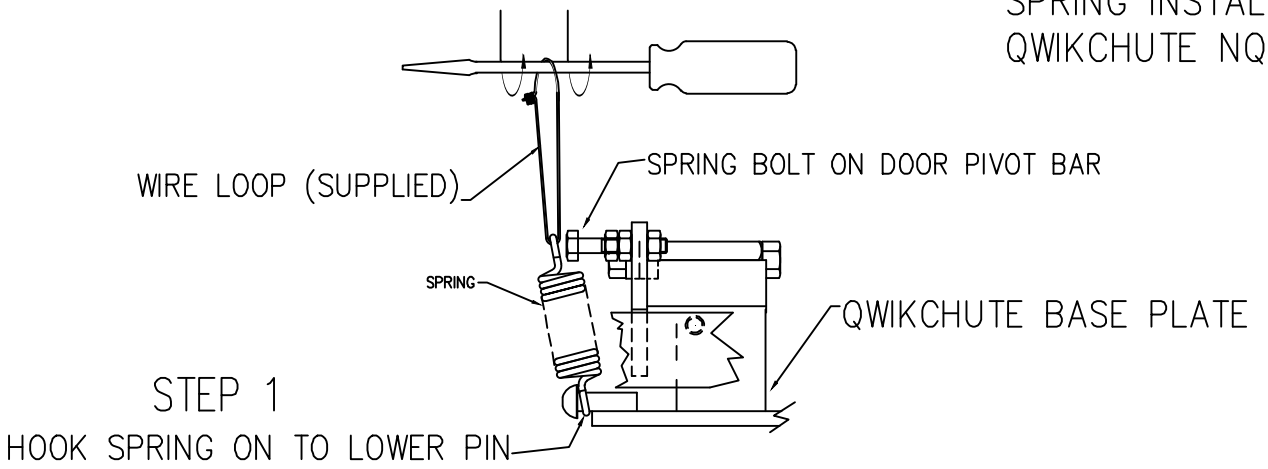


STEP 1
HOOK SPRING ON TO LOWER PIN

# QWIKCHUTE OPERATING PROCEDURE

OPEN FULLY– MOVE HANDLE AWAY FROM OPERATOR QUICKLY
CLOSED– MOVE HANDLE TOWARD OPERATOR QUICKLY
PARTIALLY OPENED– FROM THE CLOSED POSITION, MOVE HANDLE AWAY FROM OPERATOR UNTIL STAY BAR SWINGS INTO POSITION AND RELEASE HANDLE.

TO CLOSE FROM PARTIALLY OPEN POSITION, QUICKLY OPEN AND THEN CLOSE. (SOME MODELS DO NOT HAVE PARTIAL OPEN FEATURES)

## OIL ALL BEARING POINTS WEEKLY OR AS NEEDED

HANDLE INSTALLATION AND ADJUSTMENT

NQD–093

NQD115.DWG REV. C

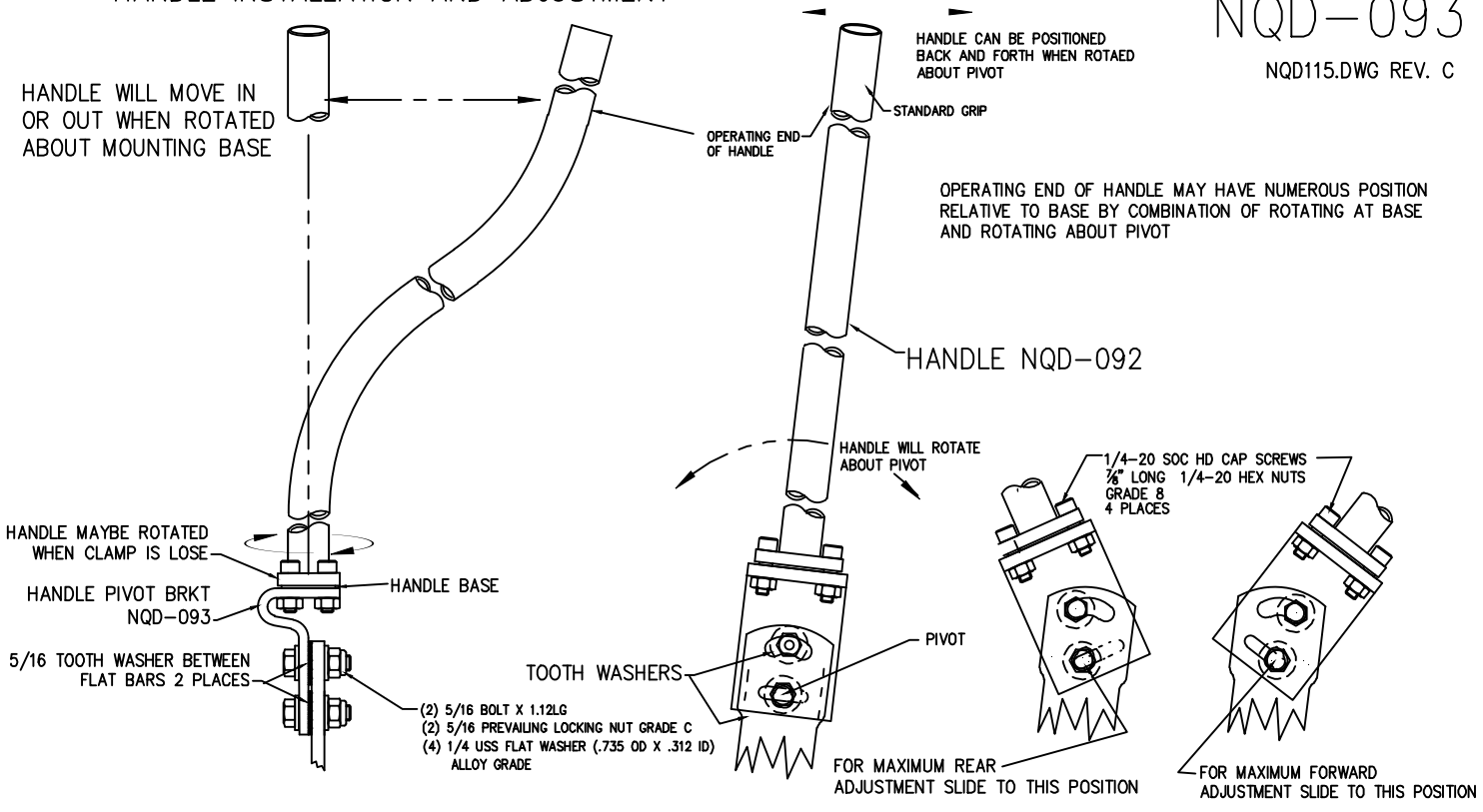

# WARRANTY
# OIL ALL BEARING POINTS WEEKLY OR AS NEEDED

GTM Manufacturing, Inc. products are warranted to the original purchaser to be free from defects in materials and workmanship for a period of 90 days from the date of purchase.
Any part(s) of GTM products found to be defective within the warranty period shall, at GTM's option, be repaired or replaced without charge.

Warranty consideration is obtained by returning any GTM product/part believed to be defective to GTM Manufacturing, Inc. within the applicable warranty period. **Please call for authorization**.


**GTM Manufacturing, Inc.**
**622 EAST MYERS BLVD**
**MASCOTTE, Fl. 34753**
**(407) 654-6598**
**www.qwikchute.com**


**Warranty does not apply to conditions resulting from:**

1. Damage(s) and/or costs associated with shipping and or/ transportation.
2. Lack of normal maintenance, adjustments, or service required for regular use of the product.
3. Modifications, service/repairs, parts or components not authorized by GTM.

GTM shall not be liable for any special, consequential, direct or indirect damages, and expressly states there are no implied warranties. Some states do not allow limitation of incidental or consequential damages, accordingly the above limitations and exclusions may not apply to you. This warranty provides you with specific legal rights which may vary from state to state.

IT IS THE OWNERS RESPONSIBILITY TO PROPERLY COMPLETE AND MAIL THE WARRANTY REGISTRATION CARD.

**PROOF OF PURCHASE AND REGISTRATION WILL BE REQUIRED IN ORDER TO OBTAIN WARRANTY SERVICE.**

## WARRANTY REGISTRATION CARD

Name of Purchaser: _____
Street Address / P.O. Box: _____County:_____
City: _____State_____ Zip Code: _____

Model Number: _____ PURCHASE DATE: _____|_____|_____

Dealer Name: _____
Street Address: _____ County: _____
City: _____State:_____Zip Code: _____

Customer Received: Operators Manual ( ) Safety Instructions ( ) Demonstration ( )

_____ _____ Customers
Signature Date