NQD-WLV36-60 PARTS LIST

NUMBER	DESCRIPTION	PART #
1	HARDWARE - **(2)**UB-09 **(2)**5/16-18 X 1-3/4 GR 5 HEX HEAD BOLT **(4)**5/16 SAE **or** 1/4 USS WASHER **(2)**5/16-18 NYLOC NUT **(4)**1/4-20 X 7/8 SOCKET HEAD BOLT **(4)**1/4-20 GR 8 NUT **(1)**NQD-097-SPRING **(1)**SPRING PULLER	BCFX
2	LONG HANDLE ASSEMBLY	NQD-092LH
3	UPSTOP BOLT ASSEMBLY	NQD-UPSTOPBOLT
4	(1) NQD-095, (1) 1/4-20 x 1 GR8 BOLT, (2) 1/4 SAE WASHER, (1) 1/4-20 GR8 NUT	NQD-095
5	(1) 1/4-20 x 2 CARRIAGE BOLT, (2) 1/4-20 GR8 NUT	NQD-DOWNSTOP BOLT
6	(1) U-NUT, (1) FLAT HEAD BOLT	NQD-0-UNUT
7	DOOR WITH HARDWARE	NQD-WLV36-60—DOOR
8	HANDLE GRIP	NQD-GRIP
9	HANDLE PIVOT BRACKET - (2) 5/16-18 x 1 1/8 GR8 BOLT, (4) 1/4 USS WASHER, (2) 5/16 INT/EXT LOCK WASHER, (2) 5/16-18 LOCKNUT	NQD-093
10	(1) HANDLE PIVOT, (1) NQD-098 KIT, (1) NQD-0-UNUT	NQD-075
11	CENTER DEFLECTOR WITH HARDWARE	NQD-100
11A	BRACKETS	UB-09
12	DOOR BAR	NQD-080
13	SPRING BOLT ASSEMBLY	NQD-096
14	SPRING WITH PULLER	NQD-097
15	DOOR PIVOT BUSHING WITH BOLT AND WASHER	NQD-088-3 KIT
16	HANDLE PIVOT BUSHINGS WITH BOLT, NUT, AND WASHER	NQD-098 KIT
17	RUBBER BUMPER WITH HARDWARE	NQD-091
18	BASE PLATE	NQD-071
19	STAY BAR ASSEMBLY WITH HARDWARE	NQD-099
20	CAM PLATE ASSEMBLY - (1) NQD-090, (2) NQD-088-2, (1) 3/8-16 x 1 1/2 BOLT, (2) 3/8 x 1 1/2 FENDER WASHER, (2) PLASTIC WASHERS (#20481), (1) 3/8-16 LOCKNUT, (1) NQD-0-UNUT	NQD-090 KIT
21	SPOOL BUSHING WITH BOLT, NUT, AND NQD-0-UNUT	NQD-094


NQD-WLV36-
WLV36-60 KIT CONTENTS.
INSPECTED BY:
CENTER DEFLECTOR- (NQD-100) STANDARD
BRACKETS (INCLUDED IN THE HARDWARE KIT)
HARDWARE KIT- BCFX CONTENTS:
(2) UB-09 (2.687" u-brkt)
(4) 1/4-20 X 7/8 SOCKET HEAD BOLT
BCFX
12/29/25
1
2
3
4
5
7
8


9
11
12
13
10
CAUTION
OPERATE WITH DOOR CLOSED
14
18
17
16
15


19
6
CAUTION
OPERATE WITH DOOR CLOSED
20
21